

THE 2



YOUR BMW BROCHURES APP.

DOWNLOAD NOW THE BMW BROCHURES APP FROM YOUR APP STORE AND DISCOVER DRIVING PLEASURE!

THE X1

THE X6 M

THE 2

THE 8

THE 1

THE Z4

THE M5

THE M8

THE 3

THE X4

THE M4

THE 6

THE 4

THE M3

THE 7

THE 5

THE IX3

THE X2



Highlights <ul style="list-style-type: none">• Exterior and interior design• Driving dynamics• Connectivity	Vehicle types Models <ul style="list-style-type: none">• Base• Model Advantage• M Sport package• M240i xDrive	Equipment <ul style="list-style-type: none">Exterior ColoursInterior ColoursWheels and TyresM Performance parts	Technical values <ul style="list-style-type: none">BMW Services
--	---	---	---

BMW M240i xDrive:
19" M light-alloy wheels double spoke style 792 M Bicolour with mixed tyres, exterior colour in Thundernight metallic, sport seats in Alcantara/Sensatec combination with Black/contrast stitching Blue | Black, interior trim finishers in Black high gloss.

Alterations in standard and optional equipment and the configurations available for the different models, as described in this brochure, may occur after 06/10/2021, the date when this brochure went to press. Your local BMW Partner is available to provide further details. Subject to change in design and equipment.

Of course, each vehicle is designed for economical recycling after its long-running life. You can find more information regarding your end-of-life vehicle on our website www.bmw.de/recycling



THE DRIVER CALLS

THE SHOTS.

The person with the plan has the say
– and sets the course:
Onwards. Forwards.
A high five for the status quo,
only to nonchalantly overtake.
With your eyes fixed on the target
you are miles ahead of the others
right from the start.
Only you know the way:

THE NEW BMW 2 SERIES COUPÉ.

SHEER DRIVING PLEASURE.

From the very first glance, the new BMW 2 Series Coupé is the epitome of classic BMW driving pleasure: a compact exterior with typical BMW proportions as well as a wide stance on the road, and an interior with a sporty, high-quality feel and space for up to three passengers.

The powerful interior and the clear driver navigation in the cockpit promise pure driving pleasure from the first instant behind the wheel. What's more, the impressively sporty new BMW 2 Series Coupé combines classic coupé design elements from the BMW 2002 and the BMW 1 Series Coupé with an excitingly contemporary design language.






POWER AT ITS CORE: THE FRONT.

The front of the new BMW 2 Series Coupé is low, wide and full on the road. Classic BMW elements such as the three-part front apron are reinterpreted to make a statement of maximum sportiness. The triangular air intakes and diagonal V-shaped lines create a modern

look, and give a strong expression of dynamism. With a horizontal design, the double kidney grille in the heart of the front section clearly emphasises the independent identity of the new BMW 2 Series Coupé. Within its frame, strikingly designed 'flaps' replace the classic vertical bars.

■ The **three-part front apron** with the large and excitingly expressive air intakes in a triangle design¹ is truly striking in combination with the new headlights. With its striking V look, it further emphasises the vehicle's modernity and thrilling sportiness.

■ The horizontal design of the wide **double kidney** grille surrounded by a one-piece frame highlights the independent identity of the new BMW 2 Series Coupé.



■ The new **headlights in a two-eye design** with contoured individual light tubes are reminiscent of compact BMW Coupé icons such as the BMW 2002. Together with the dynamically contoured air intakes, they frame the front section towards the sides and enhance the impression of a self-confident, wide stance.

■ Standard equipment □ Optional equipment

¹Standard for M240i xDrive.
The availability of some equipment, functions, and digital services depends on engine variants or additional optional equipment. The offer structure as well as market and

production availability may vary. For detailed information on availability, terms and costs, please contact your local BMW partner.



CONFIDENT AND CLEAR: THE REAR.

The new BMW 2 Series Coupé is wide and impressively sporty on the road. An interplay of light and shadow articulates and structures its rear design with its pronounced horizontal lines. The positioning of the compact tail lights on the outer edges emphasises the vehicle's wide stance. While the outer contours of the LED lights are strikingly simple, their inner workings feature fascinating and technically detailed brilliance. In turn, the hexagonal diffuser takes up the shape of the central air intake and continues it at the rear of the vehicle, while free-form tailpipe trims blend harmoniously into the powerful design of the rear.

■ The **rear lights** make a clear, individual statement with their completely reinterpreted L shape. Within the compact contours, the LED light element creates a clear contrast: it expands strikingly towards the sides like a pulse, and its end runs downwards at an elegant angle.

IRRESISTIBLY DYNAMIC: THE SIDE.

The silhouette of the new BMW 2 Series Coupé is characterised by an athletic "3-box" design with a long bonnet, short overhangs and a passenger cell set far back: these are proportions that promise euphoric driving pleasure. The upright kidney grille and precise shoulder line emanating from the headlights convey dynamism, with latter extending along the entire length of the body to the rear lights, visually tightening the flanks of the new BMW 2 Series Coupé. The strikingly shaped greenhouse with its large glass surface that flows into the typical Hofmeister kink pays homage to the BMW 1 Series Coupé.

The athletic design is expressed particularly powerfully in the side view: **a long bonnet, short overhangs** and a far-recessed greenhouse above the muscular wheel arches symbolise the extremely sporty nature of the new BMW 2 Series Coupé.



■ Standard equipment □ Optional equipment

The availability of some equipment, functions, and digital services depends on engine variants or additional optional equipment. The offer structure as well as market and production availability may vary.

For detailed information on availability, terms and costs, please contact your local BMW partner.



PROGRESSION.

UNLEASHED.

Sparks a passion every time it accelerates, over and over again: The new BMW 2 Series Coupé impresses with total driving pleasure from the first instant. Accurate self-steering properties, superior power development and invigorating agility come together to form typical BMW handling that creates the ultimate driving pleasure experience, including unique vehicle efficiency – regardless of the route you choose.

□ Make each bend even more exciting than the last: the electrically controlled **M sports differential**¹ increases both traction and agility, and raises driving pleasure in the BMW 2 Series Coupé to whole new heights.

□ In full control at all times: The **M sports brake**^{1,2} with four-piston fixed caliper at the front and single-piston fist caliper at the rear provides a fantastic brake pedal feel and withstands even the toughest demands. Even when the car isn't in motion, the brake callipers painted in Dark Blue as well as the 17" lightweight brake discs make a statement about their huge capacity.

□ Fantastic roadholding and direct feedback without compromising on properties ideal for long-distance routes: the **M sports suspension**¹ takes the athletic nature of the new BMW 2 Series Coupé to a new level, making the adrenaline pump a little harder even on everyday journeys.

■ Standard equipment □ Optional equipment

¹ Standard for M240i xDrive.

² Available for M Sport package.

The availability of some equipment, functions, and digital services depends on engine variants or additional optional equipment. The offer structure as well as market and production availability may vary. For detailed information on availability, terms and costs, please contact your local BMW partner.



ATTRACTIVE APPEAL:
THE INTERIOR.

The new BMW 2 Series Coupé continues the sporty compactness of its exterior in the inside space. Its clear driver orientation intensifies the impression of maximum control, and enables you to see and feel the true nature of this modern driving machine. A sporty, firm seat feel contributes just as much to this as other high-quality details, which attract all passengers' attention time and time again, on every journey.

□ The cockpit welcomes the driver and front passenger with ergonomic and sporty control and display elements. Together with the non-slip **M leather steering wheel**¹, this creates that typical BMW driver orientation.



□ Seating comfort that's felt immediately: The sports seats in the new BMW 2 Series Coupé are upholstered in soft '**Vernasca**' leather in **Black**. As well as its pleasant feel, it also impresses visually with its sporty decorative stitching in Blue.



■ The large and clearly structured **control island** in the centre console is positioned centrally in the new BMW 2 Series Coupé, optimising intuitive vehicle operation for a perfect experience within your BMW.

■ Standard equipment □ Optional equipment

¹ Standard for M240i xDrive.
The availability of some equipment, functions, and digital services depends on engine variants or additional optional equipment. The offer structure as well as

market and production availability may vary. For detailed information on availability, terms and costs, please contact your local BMW partner.




□ In the new BMW 2 Series Coupé, driving pleasure begins even before the BMW TwinPower Turbo engine starts: The **BMW Live Cockpit Professional** brings together digital entertainment and driving-relevant information in one innovative system – clearly presented on a high-resolution display cluster and intuitively operated by voice, Touch or iDrive Controller.

□ A passenger you can always rely on: The **BMW Intelligent Personal Assistant** knows your new BMW 2 Series Coupé like the back of its hand. And thanks to enhanced voice recognition, at your cue it will intuitively activate the functions you want – giving you that feeling of absolute comfort from the get-go.

ATTRACTIVE APPEAL: THE INTERIOR.

Leave everything behind – but stay connected to what is important to you: In the new BMW 2 Series Coupé, comprehensive connectivity and infotainment features will ensure that you're at the heart of the action on every journey – no matter where you're headed.



■ Standard equipment □ Optional equipment

The availability of some equipment, functions, and digital services depends on engine variants or additional optional equipment. The offer structure as well as

market and production availability may vary. For detailed information on availability, terms and costs, please contact your local BMW partner.

MODEL VARIANTS AT A GLANCE.



BASE

The new BMW 2 Series Coupé exudes everything BMW stands for and, whether stationary or in motion, it elegantly and dynamically evokes one thing above all else: Sheer driving pleasure.



MODEL ADVANTAGE

Elegant sportiness, which makes every day even more comfortable, elegant and exciting thanks to enhanced standard equipment.



M SPORT PACKAGE



Fascinating and full of energy: The M Sport package incorporates exclusive equipment details in the interior and exterior that have proven their worth on the race track.

BMW M AUTOMOBILES

M240i xDRIVE



The new BMW M240i xDrive Coupé drives athletically, like no other. With its unique BMW M TwinPower Turbo 6-cylinder in-line engine, the M Sport differential and rear wheel emphasis of the xDrive, it guarantees a feeling of exhilaration on every journey as soon as you set off.

BASE.



■ The Sport seats for driver and front passenger provide optimum lateral support with their raised side bolsters and manually adjustable thigh support. The fore-and-aft position and seat angle can be manually adjusted.



■ The black Sport leather steering wheel with four spokes features a Pearl Chrome decorative trim. A thick rim and contoured thumb rests provide an exceptionally pleasant, high-grip feel.



■ 17" light alloy wheels V-spoke style 778 Reflex Silver, wheel size 7.5J x 17 with 225/50 R17 tyres.



□ 18" light alloy wheels Double-spoke style 782 Bicolour Jet Black uni, gloss-lathed, wheel size 7.5J x 18 with 225/45 R18 tyres.

SELECTED BASE MODEL EXTERIOR EQUIPMENT FEATURES:

- LED headlights
- Rear lights with LED technology
- Standard suspension
- 17" light alloy wheels V-spoke style 778

SELECTED BASE MODEL INTERIOR EQUIPMENT FEATURES:

- BMW Live Cockpit
- Sport leather steering wheel
- Stereo speaker system
- Steptronic transmission
- Sport seats for driver and front passenger
- Cloth/Sensatec combination | Black
- Interior trim finishers Dark Graphite matt
- Floor mats in velour

The availability of some equipment, functions, and digital services depends on engine variants or additional optional equipment. The offer structure as well as market and production availability may vary. For detailed information on availability, terms and costs, please contact your local BMW partner.

■ Standard equipment □ Optional equipment

ADVANTAGE.



■ The Sport seats for driver and front passenger feature optimum support and various adjustment options.



■ The interior rear-view mirror with automatic anti-dazzle function reduces unpleasant glare caused by the headlights of vehicles behind.



■ 17" light alloy wheels V-spoke style 778 Reflex Silver, wheel size 7.5J x 17 with 225/50 R17 tyres.



□ 18" light alloy wheels Double-spoke style 782 Bicolour Jet Black uni, gloss-lathed, wheel size 7.5J x 18 with 225/45 R18 tyres.

MODEL ADVANTAGE EXTERIOR EQUIPMENT:

- Park Distance Control (PDC), front and rear

MODEL ADVANTAGE INTERIOR EQUIPMENT:

- Storage compartment package
- Rear-view mirror with automatic anti-dazzle function
- 3-zone automatic air conditioning

The availability of some equipment, functions, and digital services depends on engine variants or additional optional equipment. The offer structure as well as market and production availability may vary. For detailed information on availability, terms and costs, please contact your local BMW partner.

■ Standard equipment □ Optional equipment

M SPORT PACKAGE.



□ The multi-adjustable M Sport seats with bucket seat character and partly integrated headrest provide excellent lateral support for you and your front passenger.



■ 18" M light alloy wheels Double-spoke style 848 M Bicolour Jet Black with mixed tyres, gloss-lathed, wheel size front 7.5J x 18 with 225/45 R18 tyres, wheel size rear 8.5J x 18 with 255/40 R18 tyres.



□ 19" M light alloy wheels Double-spoke style 797 M Bicolour Jet Black matte with mixed tyres, gloss-lathed, wheel size front 8J x 19 with 225/40 R19 tyres, wheel size rear 8.5J x 19 with 255/35 R19 tyres.



■ M leather steering wheel including multifunction buttons, steering wheel rim in leather 'Walknappa' Black with contoured thumb rests.

M SPORT PACKAGE EXTERIOR EQUIPMENT:

- M Aerodynamics package with front apron, side sills and rear apron in body colour with diffuser insert in Dark Shadow metallic
- 18" M light alloy wheels Double-spoke style 848 M Bicolour with mixed tyres; other wheels available
- M Sport suspension including variable sport steering; other suspension option available
- M High-gloss Shadowline, alternatively BMW Individual Exterior Line Aluminium satinised
- M designation on the sides
- Roof trim strip in vehicle colour
- Kidney grille frame and tailpipe trim in Chrome high-gloss
- Alpine White solid paint; other paintwork available

THE INTERIOR EQUIPMENT OF THE M SPORT PACKAGE:

- M entry sills and M-specific front floor mats
- M driver footrest and M pedals
- Sport seats for driver and front passenger in Alcantara/Sensatec combination with perforation and contrast stitching in Blue; other upholstery options available
- M leather steering wheel
- Vehicle key with exclusive M logo
- M anthracite headliner
- Interior trim finishers in Black high-gloss; other trims available
- Ambient light

The availability of some equipment, functions, and digital services depends on engine variants or additional optional equipment. The offer structure as well as market and production availability may vary. For detailed information on availability, terms and costs, please contact your local BMW partner.

■ Standard equipment □ Optional equipment

M240i xDRIVE.



■ M leather steering wheel including multifunction buttons, steering wheel rim in leather 'Walknappa' Black with contoured thumb rests.



□ Seating comfort that's felt immediately: The sports seats in the new BMW 2 Series Coupé are upholstered in soft 'Vernasca' leather in Black. As well as its pleasant feel, it also impresses visually with its sporty decorative stitching in Blue.



■ 19" M light alloy wheels Double-spoke style 792 M Bicolour Cerium Grey matte with mixed tyres, gloss-lathed, wheel size front 8J x 19 with 225/40 R19 tyres, wheel size rear 8.5J x 19 with 255/35 R19 tyres.



□ 19" M light alloy wheels Double-spoke style 893 M Bicolour Jet Black uni with performance tyres and mixed tyres, gloss-lathed, wheel size front 8.5J x 19 with 245/35 R19 tyres, wheel size rear 9.5J x 19 with 255/35 R19 tyres.



□ The illuminated M interior trim uniquely showcases the M colours for an interior that is bound to catch anyone's eye. The door trim panels, illuminated in M colours, emphasise the exclusive, sporty character of the vehicle, while the fade effect highlights the dynamics for which the strongest letters in the world are renowned.

M240i xDRIVE EXTERIOR EQUIPMENT:

- 19" M light alloy wheels double-spoke style 792 M Bicolour with mixed tyres
- M Sport differential
- M Sport suspension
- Steptronic Sport transmission
- M high-gloss Shadow Line
- M rear spoiler
- Variable sport steering
- M Sport brake, Dark blue metallic

M240i xDRIVE INTERIOR EQUIPMENT:

- Alcantara/Sensatec combination Black/contrast stitching Blue | Black stitching
- Interior trim finishers Black high-gloss
- M leather steering wheel
- M Anthracite headliner
- Ambient lighting

The availability of some equipment, functions, and digital services depends on engine variants or additional optional equipment. The offer structure as well as market and production availability may vary. For detailed information on availability, terms and costs, please contact your local BMW partner.

■ Standard equipment □ Optional equipment



EQUIPMENT HIGHLIGHTS.

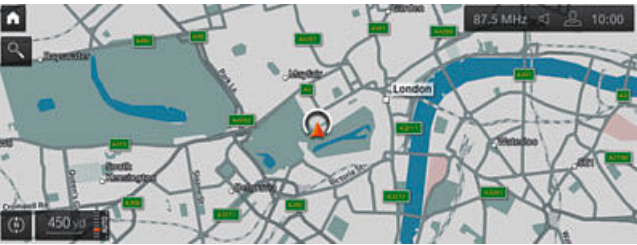


□ The glass sunroof with slide and lift function, including an electric sliding interior roof, anti-trap protection, as well as comfort opening and closing, allows the airflow to be individually regulated to create a pleasant interior climate. The integrated wind deflector prevents draughts from developing in the interior and ensures a lower level of wind noise.

□ The Adaptive LED headlights ensure that illumination is perfectly adapted to the driving situation thanks to their numerous dynamic lighting functions. For example, Selective Beam detects vehicles ahead or oncoming vehicles and dips the headlights accordingly. The bold light icon gives the headlight a striking appearance.



■ The headlights with position and daytime running lights in LED technology as well as high-beam and low-beam headlights in bi-LED technology have a very long lifespan and consume little energy.



□ BMW Live Cockpit Professional combines a 12.3" fully digital instrument display with a 10.25" touch-enabled Control Display.


■ Standard equipment □ Optional equipment

¹ The information in the BMW Head-Up Display is not fully visible when viewed through polarised sunglasses. Content shown will depend on the equipment options chosen. Further optional equipment is required to display specific items.
² This feature is only available in conjunction with ConnectedDrive Services and a compatible smartphone. The range of functions depends on the apps installed on the smartphone.



□ The large full-colour BMW Head-up display¹ projects information relevant to the journey directly into your field of vision, thereby allowing you to fully concentrate on driving. Information such as the current speed, navigation directions, Speed Limit Display with no-overtaking indicator, along with telephone and entertainment lists are displayed, depending on the equipment.

□ The BMW Intelligent Personal Assistant is your personal vehicle expert. It allows you to operate numerous vehicle functions using natural language.



□ So your BMW is always up to date. Remote Software Upgrades can be downloaded via the My BMW App² or in the vehicle and then installed.

The availability of some equipment, functions, and digital services depends on engine variants or additional optional equipment. The offer structure as well as market and production availability may vary. For detailed information on availability, terms and costs, please contact your local BMW partner.

EQUIPMENT HIGHLIGHTS.



■ The 8-speed Steptronic transmission ensures particularly smooth gearshifts and outstanding driving comfort, thanks to fast engine speed transitions and tightly spaced gear ratios. It unites superb comfort with impressive dynamics and increased fuel efficiency.



□ Telephony with wireless charging² offers a comprehensive telephony package with Bluetooth connectivity and the technical capacity for a Wi-Fi hotspot.



□ Always be prepared for everything: with the Connected Package Professional, you can secure the most important services from BMW ConnectedDrive.



□ 'Alexa, turn on the light in the living room.' Enjoy the convenience of Amazon's voice service Alexa^{3,4} in your BMW, just like you do at home.


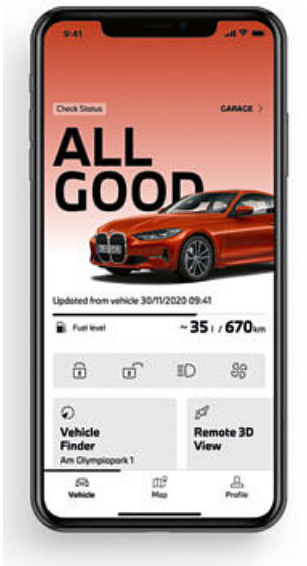
■ Standard equipment □ Optional equipment

¹ This feature is only available in conjunction with ConnectedDrive Services and a compatible smartphone. The range of functions depends on the apps installed on the smartphone.
² Supports inductive charging for Qi-compatible mobile phones. Special charging cases are available from Original BMW Accessories for selected smartphones that do not support the Qi standard for inductive charging.
³ An Amazon account is required for the integration of Amazon Alexa Car Integration.
⁴ Amazon, Alexa and all associated logos are trademarks of Amazon.com, Inc. or its affiliates.



□ Harman Kardon surround sound system for outstanding sound with 464 W digital amplifier, nine channels, individual equalizer and 14 speakers.

□ Smart, up-to-date, and sophisticated: with its contemporary design and intuitive user prompting, the My BMW App¹ accompanies you through a whole new mobility experience. Plan your next trip, check the status of your BMW, book your next service appointment or use one of the numerous remote control functions – all conveniently from your smartphone.



□ With smartphone integration⁵, your vehicle supports Apple CarPlay and Android Auto. This way, you can access your usual apps in the vehicle.

□ Enjoy countless millions of songs on the road. Connected Music with Spotify means your favourite tracks are always with you – directly in your BMW, with no detours.

⁵ Smartphone Integration is permanently available in the vehicle. It includes Apple CarPlay and Android Auto. Due to possible future technical developments (e.g. of mobile phones), the usability of the Apple CarPlay or Google Android Auto service cannot be guaranteed permanently. CarPlay is a trademark of Apple Inc. Android Auto is a trademark of Google LLC.
The availability of some equipment, functions, and digital services depends on engine variants or additional optional equipment. The offer structure as well as market and production availability may vary. For detailed information on availability, terms and costs, please contact your local BMW partner.

EQUIPMENT HIGHLIGHTS.



□ M Sport suspension¹ is notable for a more dynamic suspension with tighter damper settings. It also features a moderately higher spring constant and harder stabilisers. Combined together, they result in an even more direct suspension design, which enables a distinctly sporty driving style.

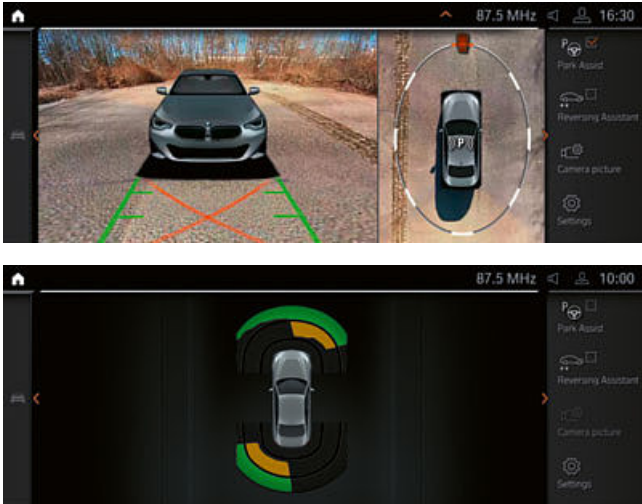
□ The variable sport steering¹ with Servotronic creates a direct and agile steering response and ensures that less physical effort is required to turn the wheel. It reacts to the angle of the steering wheel with varying steering ratios. This improves handling when driving more dynamically and reduces the effort needed to steer when parking and turning.

□ The M Sport package Pro⁴ adds the finishing touches to your BMW in terms of sportiness. In the exterior, elements such as the design features in Black high-gloss and the 19" M light alloy wheels ensure a sharper appearance. The Steptronic Sport transmission, the Sprint function and a sporty sound tuning in the interior contribute to an exciting driving experience.



□ The safety package Driving Assistant³ supports you in numerous dangerous driving situations, and brakes automatically in case of an emergency.

□ The Parking Assistant Plus² includes the Surround View system, Remote 3D View, Active PDC and the automatic Parking and Reversing Assistant.



□ Parking Assistan² makes parking easier with features including the Reversing Assist Camera, the Active Park Distance Control as well as the Parking and Reversing Assistant.

■ Standard equipment □ Optional equipment

¹ Standard for M240i xDrive.
² The driver is responsible for constantly monitoring the automated parking procedure in accordance with local road laws.
³ Function may be limited in darkness, fog or bright glare.
⁴ Only for M Sport package

The availability of some equipment, functions, and digital services depends on engine variants or additional optional equipment. The offer structure as well as market and production availability may vary. For detailed information on availability, terms and costs, please contact your local BMW partner.

EQUIPMENT HIGHLIGHTS.



■ The Sport seats for driver and front passenger provide optimum lateral support with their raised side bolsters and manually adjustable thigh support. The fore-and-aft position and seat angle can be manually adjusted.



□ Ambient light¹ creates a relaxed lighting atmosphere, including ambient light accents and the Welcome Light Carpet.



■ The through-loading system with rear seat backrests, which are divisible in a 40:20:40 ratio, guarantees flexibility when transporting people and objects.

■ Standard equipment □ Optional equipment

¹ Standard for M240i xDrive.
The availability of some equipment, functions, and digital services depends on engine variants or additional optional equipment. The offer structure as well as

market and production availability may vary. For detailed information on availability, terms and costs, please contact your local BMW partner.

EQUIPMENT HIGHLIGHTS. PERFORMANCE.



□ The M lights Shadow Line include a black finish of various elements in the headlights, creating an unmistakable design.



□ The M rear spoiler^{1,2} emphasises the vehicle's athletic silhouette and reduces unwanted aerodynamic uplift.



□ The M High-gloss Shadowline¹ with extended features includes the kidney grille frame in Black high-gloss and tailpipe trims in Black Chrome.



□ The M High-gloss Shadowline^{1,2} includes numerous equipment features in Black high-gloss. These include the window recess cover, the window surrounds, the exterior mirror frame, the mirror triangle and blade.

■ Standard equipment □ Optional equipment

¹ Only available for M Sport package and M240i xDrive.
² Standard for M240i xDrive.
The availability of some equipment, functions, and digital services depends on engine

variants or additional optional equipment. The offer structure as well as market and production availability may vary. For detailed information on availability, terms and costs, please contact your local BMW partner.

EQUIPMENT HIGHLIGHTS. PERFORMANCE.



■ The M sport differential^{1,2} optimises traction and driving stability when changing lanes or accelerating out of a bend, when taking bends at high speeds or on different road surfaces. Traction is optimised with the help of an electronically operated device that reduces the difference in revolution speed between the rear wheels.



□ M anthracite headliner²: headliner, rear shelf and the body pillar trim panels feature Anthracite fabric.



□ The multi-adjustable M Sport seats¹ with bucket seat character and partly integrated headrest provide excellent lateral support for you and your front passenger.



□ The high-performance M Sport brake^{1,2} is distinguished by dark blue metallic brake calipers with M designation and outstanding braking performance.



□ The high-performance M Sport brake¹ is distinguished by red high-gloss brake calipers with M designation and outstanding braking performance.



□ The M seat belts¹ with belt tensioner and belt force limiter boast an exquisite stitched highlight in the classic M colours.

■ Standard equipment □ Optional equipment

¹ Only available for M Sport package and M240i xDrive.
² Standard for M240i xDrive.
The availability of some equipment, functions, and digital services depends on engine

variants or additional optional equipment. The offer structure as well as market and production availability may vary. For detailed information on availability, terms and costs, please contact your local BMW partner.

EXTERIOR COLOUR WORLD.




□ Non-metallic 300 Alpine White¹




■ Non-metallic 668 Black³



□ Metallic A96 Mineral White



□ Metallic C4P M Brooklyn Grey²




□ Metallic 475 Black Sapphire



□ Metallic C56 Thundernight



□ Metallic C31 M Portimao Blue²



□ Metallic A75 Melbourne Red

■ Standard equipment □ Optional equipment

[Colour samples] These colour samples are intended as an initial guide to the colours and materials available for your BMW. However, experience has shown that printed versions of paint, upholstery and interior trim colours cannot in all cases faithfully reproduce the appearance of the original colour. Please discuss your preferred colour choices with your BMW partner or in your dealership. There you

can also see original samples and be assisted with special requests.
¹ Available as standard for the M Sport package.
² Only available for M Sport package, M Sport package Pro and M240i xDrive.
³ Not available for M240i xDrive.

INTERIOR COLOURS.

UPHOLSTERY COLOURS



■ Cloth/Sensatec combination KFSW Black



□ Sensatec KHFY perforated Canberra Beige



□ Sensatec KHRI perforated Cognac




□ Sensatec KHSW perforated Black



□ Alcantara/Sensatec combination KGNL Black with perforation, accent Blue^{1,2}



□ Leather 'Vernasca' MAOI Oyster with decorative stitching, interior colour Black




□ Leather 'Vernasca' MAPQ Cognac with decorative stitching, interior colour Black




□ Leather 'Vernasca' MAG6 Tacora Red with decorative stitching, interior colour Black



□ Leather 'Vernasca' MAH7 Black decor stitching, interior colour Black



□ Leather 'Vernasca' MANL Black, contrast stitching Blue, interior colour Black¹



□ Interior trim finishers Aluminium 'Mesheffect' with highlight trim finisher in Pearl Chrome



□ Aluminium Tetragon M interior trim with highlight trim finisher in Pearl Chrome¹



■ Interior trim finishers 'Dark Graphite' matte³



□ Interior trim finishers Black high-gloss with highlight trim finisher in Pearl Chrome²

■ Standard equipment □ Optional equipment

¹ Only available for M Sport package and M240i xDrive.
² Standard for M240i xDrive.
³ Not available for M240i xDrive.
The availability of some equipment, functions, and digital services depends on

engine variants or additional optional equipment. The offer structure as well as market and production availability may vary. For detailed information on availability, terms and costs, please contact your local BMW partner.

WHEELS AND TYRES.

■ 17" light alloy wheels V-spoke style 778 Reflex Silver, wheel size 7.5J x 17 with 225/50 R17 tyres.¹



□ 18" light alloy wheels V-spoke style 780 Bicolour Orbit Grey with mixed tyres, gloss-lathed, wheel size front 7.5J x 18 with 225/45 R18 tyres, wheel size rear 8.5J x 18 with 255/40 R18 tyres.¹



■ 19" M light alloy wheels Double-spoke style 792 M Bicolour Cerium Grey matte with mixed tyres, gloss-lathed, wheel size front 8J x 19 with 225/40 R19 tyres, wheel size rear 8.5J x 19 with 255/35 R19 tyres.^{2,4}



□ 18" light alloy wheels Double-spoke style 782 Bicolour Jet Black uni, gloss-lathed, wheel size 7.5J x 18 with 225/45 R18 tyres.¹



□ 18" M light alloy wheels Double-spoke style 848 M Bicolour Jet Black with mixed tyres, gloss-lathed, wheel size front 7.5J x 18 with 225/45 R18 tyres, wheel size rear 8.5J x 18 with 255/40 R18 tyres.^{3,5}



□ 19" light alloy wheels Y-spoke style 783 Bicolour Jet Black uni with mixed tyres, gloss-lathed, wheel size front 8J x 19 with 225/40 R19 tyres, wheel size rear 8.5 J x 19 with 255/35 R19 tyres.¹



□ 19" M light alloy wheels Double-spoke style 791 M Jet Black uni with mixed tyres, wheel size front 8J x 19 with 225/40 R19 tyres, wheel size rear 8.5J x 19 with 255/35 R19 tyres.³



□ 19" M light alloy wheels Double-spoke style 797 M Bicolour Jet Black matte with mixed tyres, gloss-lathed, wheel size front 8J x 19 with 225/40 R19 tyres, wheel size rear 8.5J x 19 with 255/35 R19 tyres.³



□ 19" M light alloy wheels Double-spoke style 893 M Bicolour Jet Black uni with performance tyres and mixed tyres, gloss-lathed, wheel size front 8.5J x 19 with 245/35 R19 tyres, wheel size rear 9.5J x 19 with 255/35 R19 tyres.⁴

■ Standard equipment □ Optional equipment

¹ Not available for M240i xDrive.

² Standard for M240i xDrive.

³ Only available for M Sport package and M240i xDrive.

⁴ Only available for M240i xDrive.

⁵ Available as standard for the M Sport package.

The availability of some equipment, functions, and digital services depends on engine variants or additional optional equipment. The offer structure as well as market and production availability may vary. For detailed information on availability, terms and costs, please contact your local BMW partner.W





ORIGINAL BMW ACCESSORIES.

Intensive driving experiences, even further enhanced: Original BMW accessories are the best match for an original BMW. Whether you're looking for wheels and tyres, transport and luggage compartment solutions, interior equipment, communication, information and technology, charging accessories or M performance parts, with genuine BMW accessories you'll find exactly the individual solution that will allow you to discover driving pleasure as if for the first time.



WHEELS AND TYRES.

With original BMW complete wheels, you'll reach your destination safely, and emphasise the sporty appearance of your BMW from the very first glance. But what you don't immediately realise is that they are precisely tailored to your BMW, are subject to very stringent tests with intensive material and function checks, and have been developed in close collaboration with leading tyre manufacturers – individually tuned to the driving dynamics and design language of each individual BMW model.

TRANSPORT AND LUGGAGE COMPARTMENT SOLUTIONS.

Original BMW Accessories offer you a wide range of transport and luggage compartment solutions. In line with your personal preferences and interests, you can use them to create additional space whenever and wherever you need it. Whether carrier systems or accessories for the luggage compartment, you can always rely on original BMW accessories to be precisely tailored to your BMW, and easy to use.



The availability of some equipment, functions, and digital services depends on engine variants or additional optional equipment. The offer structure as well as market and production availability may vary. For detailed information on availability, terms and costs, please contact your local BMW partner.

INTERIOR ACCESSORIES.

A perfect fit: all original BMW accessory products for the interior help to design the interior of your BMW to fully meet your personal preferences. In addition to the excellent functionality of original BMW accessories, you are also always choosing attractive BMW design alongside extraordinary craftsmanship and material quality – combined with an ambience that will excite you every time you drive.



COMMUNICATION, INFORMATION AND TECHNOLOGY.

Cutting-edge functions and features for maximum freedom and flexibility: Original BMW accessories for communication, information and technology are always at your side. Whether you value optimum availability by phone or the best sound, the innovative original BMW accessories will have the right solution for you. You'll always enjoy a good connection and custom entertainment, wherever your journey takes you.

CHARGING ACCESSORIES.

Regardless of where and how you want to charge your new BMW, original BMW charging accessories offer you tailor-made products and services. You can charge your BMW at any domestic socket using the BMW Flexible Fast Charger or, for even more convenience, at a BMW Wallbox from original BMW accessories; what's more, there's also a widespread network of public charging points available for when you're on the road. Innovative Connected Charging services show charging stations in your BMW's information display, for example, or enable you to easily start pre-conditioning your vehicle just using your smartphone.



M PERFORMANCE PARTS.

With M performance parts, you can experience BMW's motorsport DNA with fascinating intensity, even off the racetrack. A wide range of technical and visual components makes outstanding technology a visible and tangible experience. Exclusive materials and first-rate quality guarantee flawless dynamism. Experience inspiring maximum product performance: individual, expressive and uncompromising.

The availability of the equipment shown and described may vary on a market-specific basis. Your local BMW partner will be happy to advise you on the full range of original BMW accessories.

Discover the whole range of original BMW accessories and the BMW M performance parts product portfolio.



TECHNICAL VALUES.

BMW 2 Series Coupé		220i	M240i xDrive	220d
Weight and volume				
Unladen weight EC¹	kg	1565	1765	1620–1655
Maximum permissible weight	kg	1965	2165	2055
Luggage capacity	l	390	390	390
Tank capacity, approx.	l	52	52	51
Output and torque²				
Cylinders/displacement	Number/cm³	4/1998	6/2998	4/1995
Maximum output	kW (hp)/rpm	135 (184)/5000 – 6500	275 (374)/5500 – 6500	140 – 120 (190 – 163)/4000
With mild hybrid technology	kW (PS)	–	–	+8 (11)
Maximum torque	Nm/ rpm	300/1350 – 4000	500/1900 – 5000	400/1750 – 2500
Power transmission				
Type of drive	–	Rear-wheel	All-wheel	Rear-wheel
Standard transmission	–	8-speed Steptronic	8-speed Steptronic Sport	8-speed Steptronic
Driving performance				
Top speed	km/h	236	250⁵	237 – 226
Acceleration 0 – 100 km/h	s	7.5	4.3	6.9 – 7.6
Consumption and emissions²,³,⁴				
Exhaust emissions standard (type-certified)	–	EU6d	EU6d	EU6d
• Combined	l/100 km	6.3 – 6.9	8.1 – 8.8	4.6 – 5.1
• Combined CO₂ emissions	g/km	142 – 156	185 – 200	120 – 134
Wheels/tyres				
Standard wheels	–	225/50 R17 98 Y XL	Front: 225/40 R19 93 Y XL Rear: 255/35 R19 96 Y XL	225/50 R17 98 Y XL

¹ The EC unladen weight refers to a vehicle with standard equipment and does not include any optional extras. The unladen weight includes a 90 % full tank and a driver weight of 75 kg. Optional equipment may affect the weight of the vehicle, the payload and the top speed if the selected equipment has an impact on the vehicle's aerodynamics.

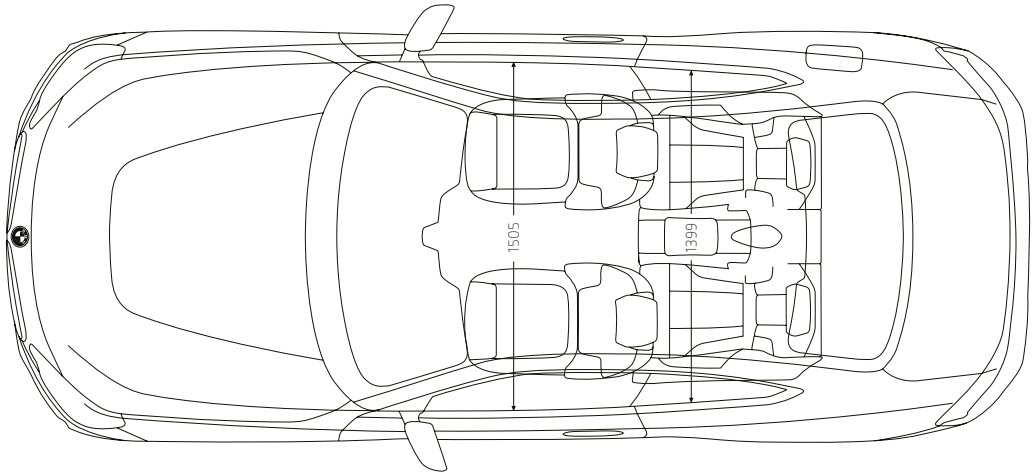
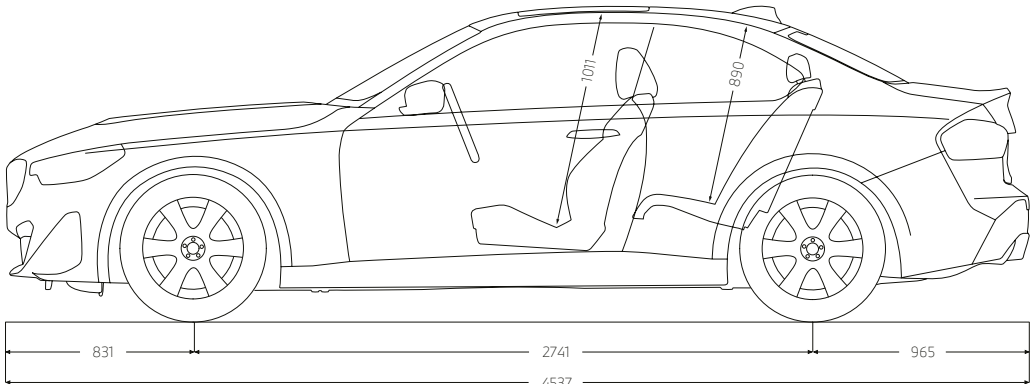
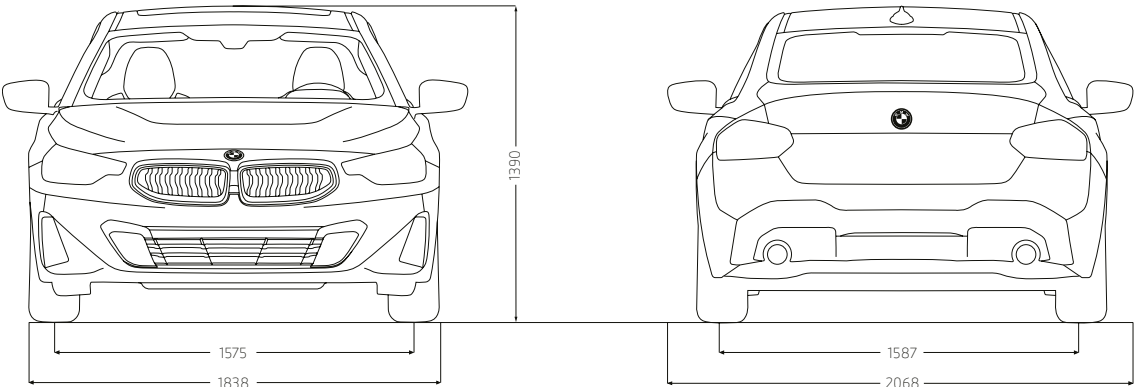
² Performance data of petrol engines apply to vehicles using RON 98 fuel. Fuel consumption data apply to vehicles using reference fuels in accordance with EU Regulation 715/2007. Unleaded RON 91 and higher with a maximum ethanol content of 10% (E10) may also be used. BMW recommends RON 95 unleaded premium grade fuel.

³ Official data for fuel consumption and carbon dioxide emissions were determined in accordance with and comply to the measuring procedures as defined by European Regulation (EU) 715/2007 in the applicable version. In the event of ranges, data determined as per WLTP takes into account any optional equipment (available on the German market in this case). For vehicles that have been newly type approved since 1 January 2021, only the official data according to WLTP exist. For more information about NEDC and WLTP measuring procedures visit www.bmw.com/wltp

⁴ From 1 September 2017, certain new vehicles are tested according to the Worldwide Harmonised Light Vehicles Test Procedure (WLTP) before type approval is granted – WLTP provides a new, more realistic way of measuring fuel consumption and CO₂ emissions. As of 1 September 2018, the WLTP replaced the New European Driving Cycle (NEDC), the previous test procedure. As a result of the more realistic test conditions, the fuel consumption and CO₂ emission values measured as per WLTP are, in many cases, higher than the values measured according to the NEDC.

⁵ Electronically limited.

TECHNICAL VALUES.



The dimensions in the technical drawing are in millimetres and may vary depending on the model and equipment.



BMW SERVICE.



Always there for you: Your BMW Service Partner is there for helpful, expert support for everything to do with your BMW. Our aim is to make every journey in your BMW as pleasant as possible. A major worldwide network of workshops offers premium service from BMW specialists, innovative diagnostic technologies, and rapid availability of precisely fitting original BMW parts as well as original BMW engine oil. There are many great reasons to choose services from BMW, but there's one that really stands out: that driving pleasure that sets your BMW apart from the crowd will be yours to enjoy for many years to come with BMW Service.

WHEREVER, WHENEVER: OUR COMPREHENSIVE SERVICE.

Many BMW services can be easily booked and tracked online – so you can use your time for the really important things in life. Stay independent and flexible with online appointments and remote services. Take advantage of our innovative digital products and services such as online video advice, and get all the relevant information on your smartphone. And if you don't want to stop but have no choice, our BMW Breakdown and Accident Assistance service will help.



This brochure has been prepared by BMW AG and shows product features, specifications and models available in Europe. While BMW AG has endeavoured to ensure that all information, representations, illustrations and specifications contained in these materials are accurate at the time of publication, the information is general in nature only and may show overseas product features, specifications or models not available in Australia or New Zealand. Product features, specifications and models are subject to change without notice. The general information in these materials should always be read in conjunction with other specific materials and information available from BMW Group Australia, BMW Group New Zealand and their respective dealers. To the extent permitted by law, BMW Group Australia and BMW Group New Zealand excludes all express and implied warranties or guarantees and all liability, whether direct, indirect, special or consequential, arising from negligence or otherwise relating to the use of these materials, any inaccuracies and for any non-compliance by any vehicle with any representation, illustration, specification, description, product feature, colour or other information contained in these materials. Nothing in these materials should be taken to exclude, restrict or modify the application of any condition, warranty, guarantee, right or remedy conferred or implied under the Competition and Consumer Act 2010 (Cth), the Australian Consumer Law, the Consumer Guarantees Act 1993 (NZ), the Fair Trading Act 1986 (NZ) or any other law, where to do so would contravene that law, or cause any part of these materials to be void.

In particular, where our goods are acquired by a consumer within the meaning of the Australian Consumer Law or the Consumer Guarantees Act (NZ) our goods come with guarantees that cannot be excluded under the Australian Consumer Law or the Consumer Guarantees Act (NZ). You are entitled to a replacement or refund for a major failure (or, in the case of New Zealand only, substantial failure) and for compensation for any other reasonably foreseeable loss or damage. You are also entitled to have the goods repaired or replaced if the goods fail to be of acceptable quality and the failure does not amount to a major or substantial failure. BMW Group Australia and BMW Group New Zealand recommend that all customers check availability and performance of both technical and design features in the vehicle they are ordering or purchasing, before purchase.

© BMW AG, Munich/Germany. All rights reserved.

4 11 004 153 00 1 2021 CB. Printed in Germany 2021.